









Dear Children,

Its vacation time again and the time of the year where we love to relish hot chocolate and eating nuts. We expect all of you to sit back, relax, watch entertaining and informative movies , visit friends and relatives go out shopping- buying your favorite stuff. However don't forget your lovely school. We have some interesting activities lined up for you to make your vacation even more special. These activities will serve as quick fillers and provide different ways to exercise and develop creative thinking, reading and writing skill. So children don't let the excitement meter go down, have loads and loads of fun, enjoy yourself and come back refreshed and share with us all the happenings!

HAPPY HOLIDAYS! HAPPY NEW YEAR!

Your Teacher

WINTER BREAK BINGO

<p>Build a</p>  <p>Snow man</p>	<p>Watch a cartoon movie</p> 	<p>Wrap</p>  <p>Gifts</p>
<p>Make a new year card</p> 	<p>Donate old toys</p> 	<p>Eat candy cane</p> 
<p>Drink hot coca</p> 	<p>Clean one room of your house</p>	<p>Serve someone in need</p>
<p>Revise 15 magical words</p>	<p>Count to 100 by 1's</p>	<p>Read 15 minutes daily</p> 

- Can you do these activities to keep your brain strong over the break ?
- Colour in the square for each activity that you do

ARMY PUBLIC SCHOOL BIRPUR, DEHRADUN
HOLIDAY HOMEWORK
CLASS - I, SUBJECT- ENGLISH

1. Read any one book from the reading list given below:
 - a) Reading it yourself with Lady Bird-Level 1.
 - b) The Best Me I Can Be- Scholastic
- Make a mask of your favourite character from the story you have read and decorate it.
- On the basis of the book read by you complete the worksheet given below:

A "Berry" Good Book!

Directions:- Fill in each strawberry to tell about your book.

Write any three describing words

Name the main character of the story

Write any three new words you have learnt

Write any one pair of rhyming words

Title - _____

Author - _____

2. Make your own alphabet book and gift it to some poor child. You need old magazines, newspapers, textbooks and a scrapbook. Sort out pictures, cut and paste in the scrap book. Write their names also. Write two words with each alphabet.
3. My Book Train:- Read atleast five lessons from your Main Course Book. Make an engine .As you finish reading a lesson, write the name of the lesson and draw your favourite character from the story on a square or a rectangular cutout. Attach it to the engine and keep adding the square or rectangle as you read more and more lessons. Bring your train to school and share it with your friends. Remember your trains become longer and longer as you read more and more lessons.

Read Lesson-Firoz and the Fire Engine
Lesson-A New Ending
Lesson-Amar and The Ball
Learn Poem-Sunday

शीतकालीन अवकाश कार्य

कक्षा 1

- पाठ -‘सुंदर कैसे बनें’ पढ़िए और पाठ में आए हुए ‘सर्वनाम’ शब्दों को लाल रंग से रेखांकित कीजिए ।
- पाठ -‘जादुई जूते’ पढ़ो और पाठ में आए हुए ‘विशेषता बताने वाले शब्दों’ को पीले रंग से गोला करो ।
- कविता -‘ठीक समय पर’ लयबद्धता से याद करो ।
- अपने पसंदीदा फल का मुखौटा बनाओ और बनाए गए मुखौटे के बारे में दो वाक्य याद करो तथा शीतकालीन अवकाश के बाद कक्षा में सभी विद्यार्थियों के समक्ष मुखौटा पहनकर वाक्यों को कक्षा में सुनाओ ।
- पाठ्यपुस्तक उड़ान में दिए गए पाठों में से अपने पसंदीदा पाठ के किरदार की एक कठपुतली बनाइए और शीतकालीन अवकाश के बाद कक्षा में सभी विद्यार्थियों को कठपुतली की सहायता से पाठ को सुनाइए ।

WINTER VACATION HOLIDAY HOMEWORK

Class:- One

Subject:- E.V.S.

“Good Habits And Good Deeds Are Essential For A Happy Life”

1. Choose any one topic from the Value Education Topics given below:-

- *I Love My Family
- *Not Wasting Food
- *Care For Animals
- *Being Polite
- *Safety

a) Perform a deed that depicts the value chosen by you.

b) Click a photograph of you performing the deed.

c) Paste the photograph on a coloured A4 sheet.

2. Read Chapter:- My World Of Colours.

3. Revise all the exercises of Lesson- Weather and Seasons and Lesson- The Earth and The Sky.

MATHS WINTER VACATION HOME WORK
CLASS – ONE

1. Learners will make a calendar of the month of January and complete the following :-

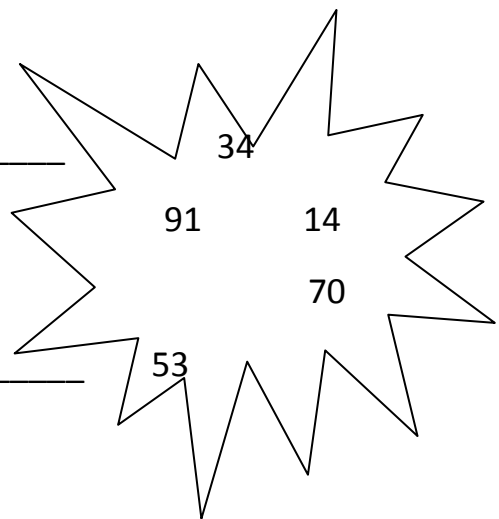
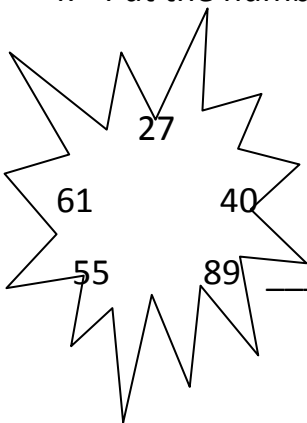
- (a) Number of Sundays
- (b) Total numbers of days
- (c) School will reopen on
- (d) We will celebrate Republic Day on

2. Place the coins of 1, 2, 5 and 10 under a white A4 sheet paper and trace them gently one by one with different colour pencils.

3. Go for a nature walk. Count and write number and number names of the things which you have seen in the garden.

Things	Draw Pictures	Number	Number Names
Trees			
Plants			
Swings			
Birds			
Benches			
Climbers			

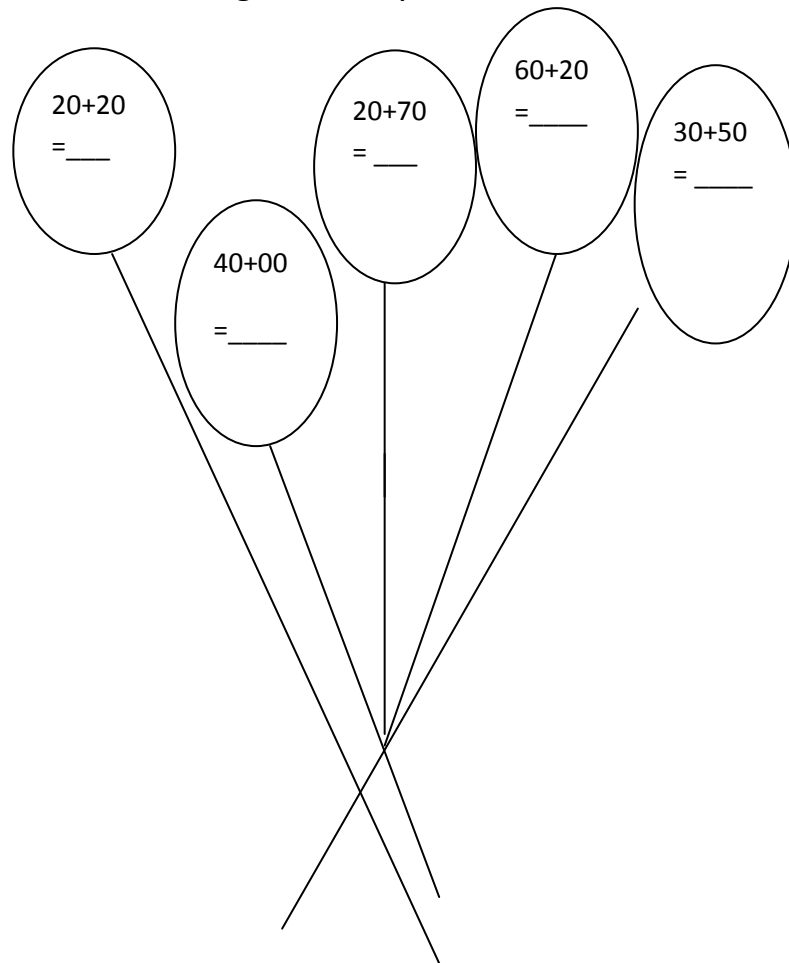
4. Put the numbers in ascending order.



_____ , _____ , _____ , _____ , _____
 _____ , _____ , _____ , _____ , _____

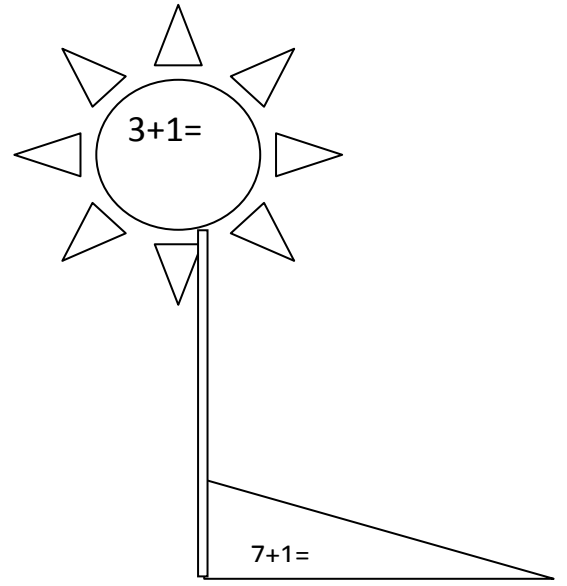
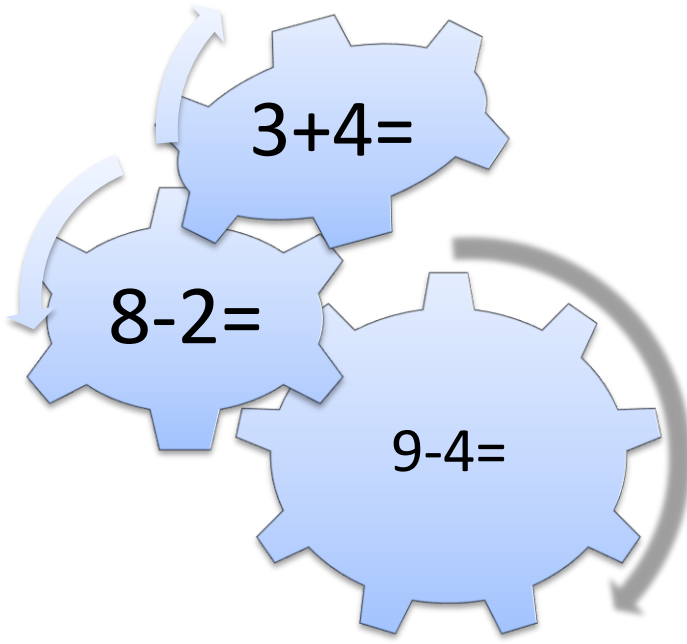
80+00
= _____

5. Add and colour the balloons according to the key.



Key:-
40=Blue
80=Red
90=Yellow

6. Colour the parts of the picture according to the answer.



4=Red ,5=Orange,6=Yellow,7=Pink,8=Green

7. Learners will make wall hanging of shapes.

