

ARMY PUBLIC SCHOOL BIRPUR

SUMMER VACATION

HOLIDAY HOMEWORK

(SESSION: 2018-19)

CLASS-II

Note: - Learn all the work done in notebooks and books.

Do your work in the given format:-

Subject	In Scrapbook	In 3 in 1 Notebook
English	Q No. 1 and 4	Q No. 2 and 3
Hindi	Q No. 1	Q No. 4, 5 and 6
Maths	Q No. 4	Q No. 3
EVS	Q No. 1 and 3	----

SUBJECT- ENGLISH

Write a line on what you want to be when you grow up and paste the picture of that profession.

1. Make a word chain of 10 words. The beginning letter of each word should start with the ending letter of the previous word. **Example (grapes - sun - nest)**. Start the word chain with the letter **N**.
2. Do 10 pages of handwriting.
3. Paste a picture of your family and describe it in your own words.



4. Read the given stories and learn at least one.

a. The Lion and the Cows

Once upon a time there lived four cows in a forest. Everyday they used to graze together. They were all friends. One day a lion saw the cows grazing together. The lion wanted to eat them so he went to catch them. When the cows saw the lion, all of them fought with him. The lion had to run away. A few days passed and the cows fought between themselves and started grazing separately. One by one the lion killed all of them.

MORAL – Unity is strength


b. Thirsty Crow

There was a crow which was very thirsty. He searched for water everywhere. At last he saw a water pot. He looked inside the pot. There was very little water in the pot. The crow saw some stones nearby. He thought of a plan. He picked up some stones. He put them one by one into the pot. The water level in the pot came up. The crow drank the water and flew happily.

MORAL- Where there is a will there is a way.

SUBJECT-HINDI


कोई भी दस नए शब्द याद करके एक शब्दावली पेड़ बनाओ और उन शब्दों को उसमें लिखो।





1. एक पौधा लगाएँ तथा उसका ठीक ऐसा ध्यान रखें जिस प्रकार आपकी माँ आपका रखती है, छुट्टियों के बाद वह पौधा कक्षा में लाएँ तथा उसकी देखभाल के विषय में बताएँ।
2. पुरानी चीज़ों के इस्तेमाल से कोई दो नयी चीज़ें बनाएँ तथा सीखें कि किस प्रकार पुरानी चीज़ें इस्तेमाल में लाई जा सकती हैं और इसके क्या-क्या फ़ायदे हैं।
3. एक सूची तैयार करें कि किन-किन कामों में आप अपने माता – पिता, या दादाजी- दादीजी की मदद कर सकते हैं।
4. 10 पृष्ठ सुलेख कीजिए।

SUBJECT-MATHS

Make a model of an Abacus (up to thousands).



1. Learn tables from 2 to 10.

Utensils	Total Number	Even	Odd
			
			

- Count the numbers of utensils in your kitchen and identify whether they are even or odd.

- Make flowerbed in your garden representing different shapes. Eg- Square, Rectangle, Triangle and Circle. Click the photograph of the various shapes you have made in the garden and paste it in the scrap book.

SUBJECT-EVS

- 'Be a helping hand and you make a friend.'** Lend your helping hand to the birds and make a bird bath for them. You can use old unused utensils, tubs, clay pots. Place it outside your home and you will see birds coming to meet you everyday. Don't forget to click their pictures and paste it in your scrapbook.



2. Do yoga/meditation with your family everyday.
 3. Go for a family picnic and have fun. Click pictures and paste it in your scrapbook. Write the name of the place you visited and the transport used.
 4. Learn to play a sport. It can be anything badminton, skipping, cricket, football, volleyball, basketball, cycling. **Just go out and play.**
- * HAVE A WONDERFUL AND FRUITFUL VACATION!***